



Comstar Platinum 250/320/500GB 3.5" External Hard Drive with One-Touch File Backup



Utility updates for Windows Vista users

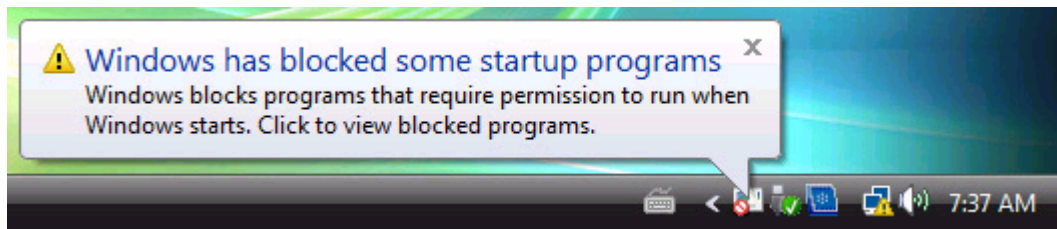
To activate One-Touch Backup feature in Windows Vista

- Please download Button Triggered Copy Utility 1.51;
- Decompress the file.
- Run SETUP.EXE in folder PACKAGE_VTBUCOPY;
- Follow on screen instructions to complete the installation.

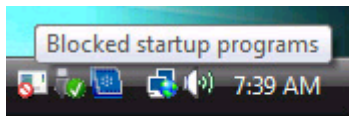
If you experience any technical difficulties, please Email stsupport@samtack.com or call 1-800-255-8048 (9:00am to 8:00pm Eastern Standard Time).

After installation, Windows Vista may block Utility from auto startup:

- (a) If Windows Vista blocks the utility to auto startup, it will prompt after Vista boot up to desktop.



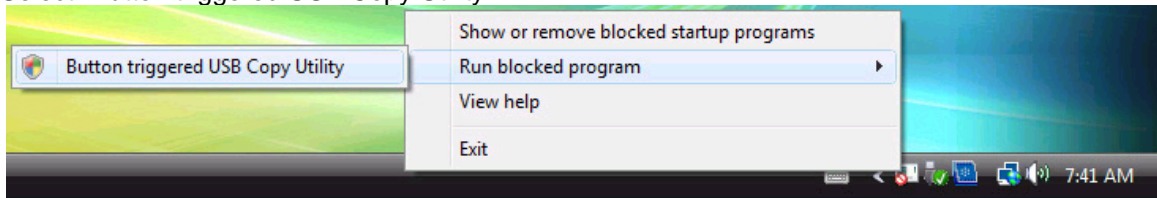
(b) Click on "Blocked Startup Program Icon".



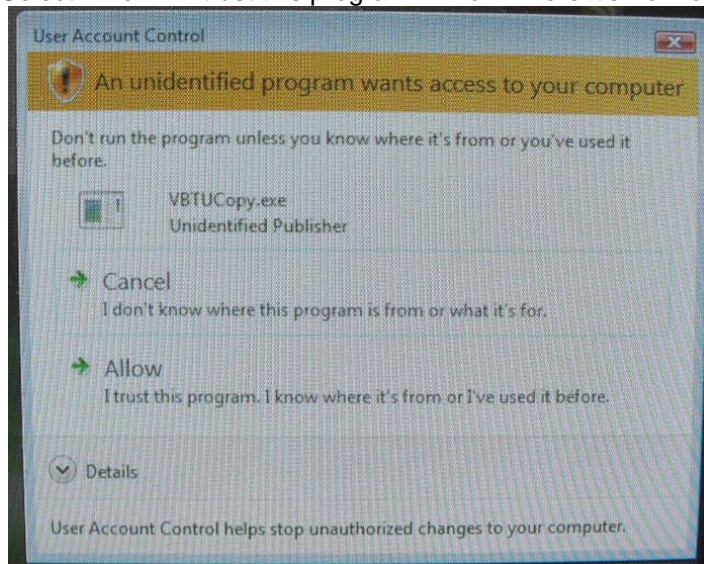
Blocked Startup Programs Icon

(c) Select "Run blocked program".

(d) Select "Button triggered USB Copy Utility".



(e) Select "Allow -- I trust this program. I know where it's from or I've used it before."



(f) Button triggered USB Copy Utility (One-Touch Backup) is now functional.

Future release utilities that may solve above issues will be posted online as soon as it is available.

Help file of Utility software does not run in Windows Vista:

Refer to Microsoft Knowledge Base KB917607, Vista no longer includes Windows Help program (winhlp32.exe), however a Utility may be available for download later.